Barre Chords and Beyond.

Barre chords, 7ths, sus, add9, 9ths and progressions.

Free printable · 24 × 36 in

CHORDS & HARMONY

Barre Chords

Two shapes play every major and minor chord: the open E and A chords, moved up the neck with your first finger as the nut.

F

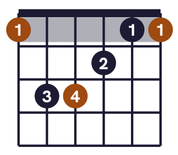

E shape

Fm

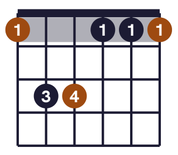

E shape, minor

B♭

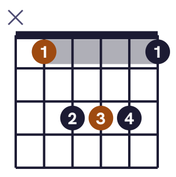

A shape

B♭m

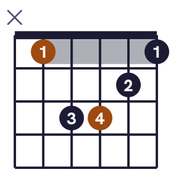

A shape, minor

The shaded strip is the barre: lay your first finger flat across those strings. Colored dot: the root, which names the chord.

Move it

E SHAPE: ROOT ON THE 6TH STRING	F	G	A	B	C	D
	fret 1	fret 3	fret 5	fret 7	fret 8	fret 10
A SHAPE: ROOT ON THE 5TH STRING	B♭	C	D	E	F	G
	fret 1	fret 3	fret 5	fret 7	fret 8	fret 10

Slide a shape up two frets to go up a whole step: F becomes G, B♭ becomes C. Minor shapes move the same way.

CHORDS & HARMONY

Sus Chords

Suspended chords swap the 3rd for the 2nd (sus2) or the 4th (sus4): open and unresolved, neither major nor minor.

Dsus2

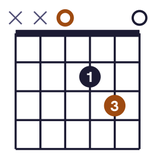

Dsus4

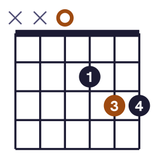

Asus2

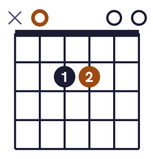

Asus4

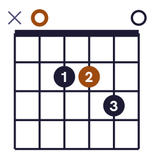

Esus4

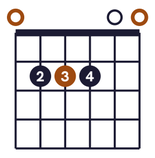

Gsus4

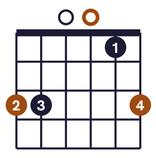

Numbers are fingers (1 = index). ○ play the open string, × don't play it. The colored dot is the root.

Play D, then Dsus4, then D again: the 4th wants to fall back to the 3rd.

CHORDS & HARMONY

Major 7th and 6th Chords

Two soft, jazzy colors for a major chord: add the 7th (maj7) or the 6th (6).

Major 7th

Cmaj7

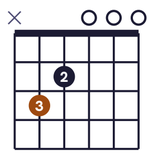

Dmaj7

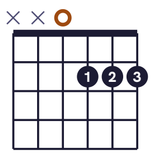

Emaj7

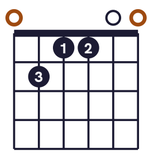

Fmaj7

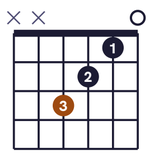

Gmaj7

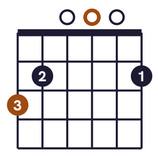

Amaj7

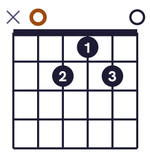

6th

C6

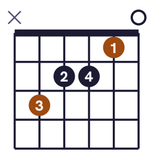

D6

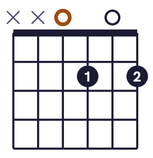

E6

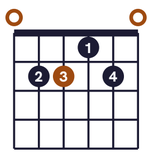

G6

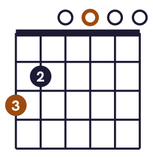

A6

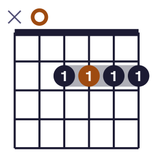

Numbers are fingers (1 = index). ○ play the open string, × don't play it. The colored dot is the root.

Try Cmaj7 in place of C, or G6 in place of G: same job, gentler sound.

CHORDS & HARMONY

Add9 and Slash Chords

Add9 keeps the 3rd and adds the 9th, for a bright, open sound. A slash chord puts a different note in the bass: G/B is G with B lowest.

Add9

Cadd9

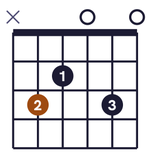

Gadd9

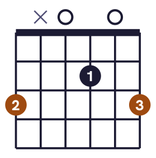

Eadd9

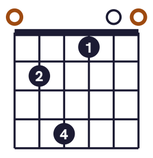

Slash chords

G/B

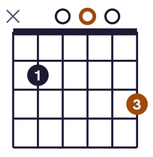

D/F#

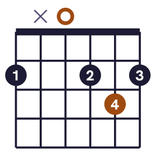

C/G

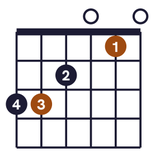

Numbers are fingers (1 = index). ○ play the open string, × don't play it. The colored dot is the root.

Slash chords make smooth bass lines: try G, G/B, C, then C/G, D/F♯, G.

CHORDS & HARMONY

Minor 7th Chords

A minor chord plus the flat 7th: smoother and more relaxed than plain minor. The sound of soul, pop ballads and jazz.

Open

Am7

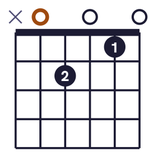

Dm7

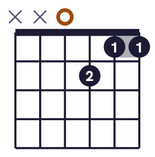

Em7

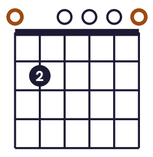

Barre

Fm7

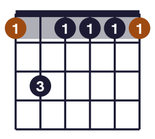

Bm7

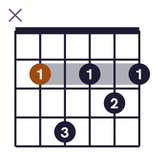

Cm7

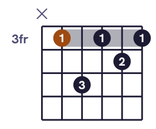

Numbers are fingers (1 = index). ○ play the open string, × don't play it. The colored dot is the root.

The barre shapes move like the barre chords: Fm7 up two frets is Gm7.

CHORDS & HARMONY

Diminished and Augmented

Tense, in-between chords that pull towards the next one. Their notes are evenly spaced, so the shapes repeat along the neck.

Cdim7

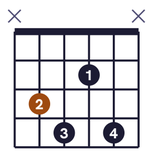

Caug

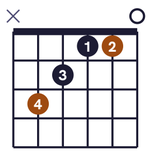

E7♯5

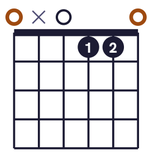

Numbers are fingers (1 = index). ○ play the open string, × don't play it. The colored dot is the root.

A dim7 chord repeats every 3 frets, an augmented chord every 4: one shape, moved, gives the same notes.

CHORDS & HARMONY

9th and 13th Chords

Extended chords add notes above the octave. The dominant 9 and 13 are blues and funk staples; maj9 is a softer, jazzier sound.

Cmaj9

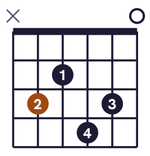

C9

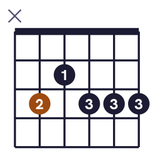

E9

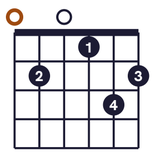

G13

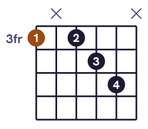

Numbers are fingers (1 = index). ○ play the open string, × don't play it. The colored dot is the root.

Major or dominant? Cmaj9 has the major 7th (B); C9 and the 13th chords have the flat 7th, like a 7th chord.

CHORDS & HARMONY

Guitar Progressions

Real progressions in guitar-friendly keys, with the shapes to play them.

Pop in G: I V vi IV

G

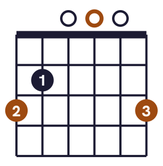

D

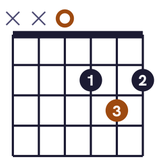

Em

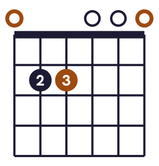

C

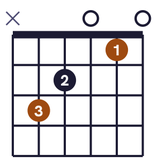

Hundreds of hits use these four chords.

12-bar blues in E: I7 IV7 V7

E7

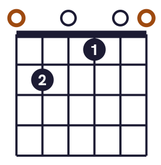

A7

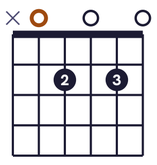

B7

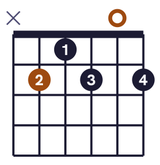

Four measures of E7, two of A7, two of E7, then B7, A7, E7, B7.

Jazz in C: ii7 V7 Imaj7

Dm7

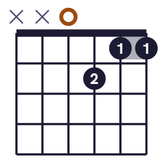

G7

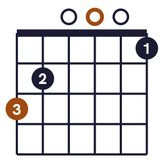

Cmaj7

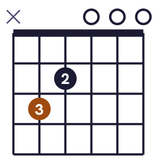

The ii–V–I: the move at the heart of jazz.

Numbers are fingers (1 = index). ○ play the open string, × don't play it. The colored dot is the root.

FOUNDATIONS

How to Read a Chord Box

A chord box is a picture of the guitar neck, standing up, as you look at it.

Lines	Up and down: the six strings, low E on the left. Across: the frets.
Thick top line	The nut: the box starts at the first fret.
3fr	No nut: the box starts at the fret shown, here the 3rd.
1 2 3 4	Which finger: 1 index, 2 middle, 3 ring, 4 little.
○	Play the string open, with no finger on it.
×	Don't play this string.
Colored dot	The root: the note that names the chord.

trebly

Read it. Write it. Hear it.

Free note-reading games and lessons at **trebly.fun**

Make your own poster
trebly.fun/posters