Barre Chords and Beyond.

Barre chords, 7ths, sus, add9, 9ths and progressions.

Free printable · Letter

CHORDS & HARMONY

Barre Chords

Two shapes play every major and minor chord: the open E and A chords, moved up the neck with your first finger as the nut.

The shaded strip is the barre: lay your first finger flat across those strings. Colored dot: the root, which names the chord.

Move it

E SHAPE: ROOT ON THE 6TH STRING	F fret 1	G fret 3	A fret 5	B fret 7	C fret 8	D fret 10
A SHAPE: ROOT ON THE 5TH STRING	B♭ fret 1	C fret 3	D fret 5	E fret 7	F fret 8	G fret 10

Slide a shape up two frets to go up a whole step: F becomes G, B♭ becomes C. Minor shapes move the same way.

CHORDS & HARMONY

Sus Chords

Suspended chords swap the 3rd for the 2nd (sus2) or the 4th (sus4): open and unresolved, neither major nor minor.

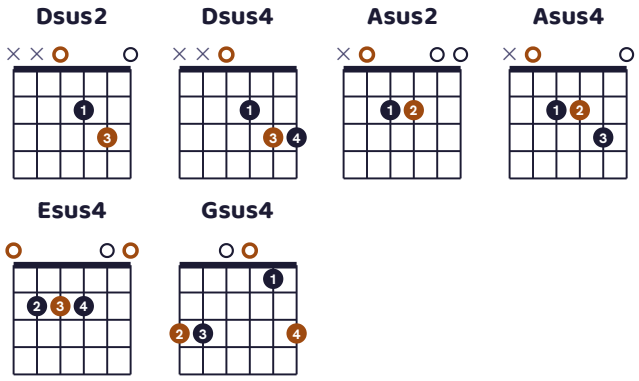

Numbers are fingers (1 = index). ○ play the open string, × don't play it. The colored dot is the root.

Play D, then Dsus4, then D again: the 4th wants to fall back to the 3rd.

CHORDS & HARMONY

Minor 7th Chords

A minor chord plus the flat 7th: smoother and more relaxed than plain minor. The sound of soul, pop ballads and jazz.

Open

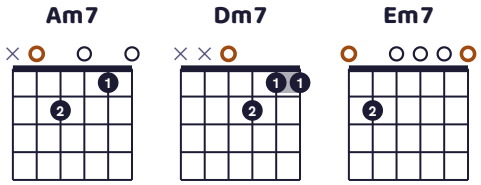

Barre

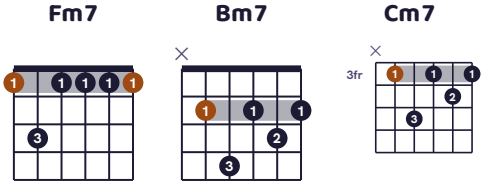

Numbers are fingers (1 = index). ○ play the open string, × don't play it. The colored dot is the root.

The barre shapes move like the barre chords: Fm7 up two frets is Gm7.

trebly

Read it. Write it. Hear it.

Free note-reading games and lessons at **trebly.fun**

Make your own poster
trebly.fun/posters