Barre Chords and Beyond.

Barre chords, 7ths, sus, add9, 9ths and progressions.

Free printable · 11 × 17 in

CHORDS & HARMONY

Barre Chords

Two shapes play every major and minor chord: the open E and A chords, moved up the neck with your first finger as the nut.

F

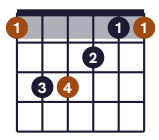

E shape

Fm

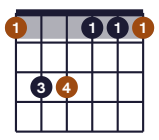

E shape, minor

B♭

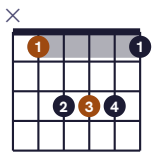

A shape

B♭m

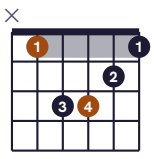

A shape, minor

The shaded strip is the barre: lay your first finger flat across those strings. Coloured dot: the root, which names the chord.

Move it

E SHAPE: ROOT ON THE 6TH STRING	**F** fret 1	**G** fret 3	**A** fret 5	**B** fret 7	**C** fret 8	**D** fret 10
A SHAPE: ROOT ON THE 5TH STRING	**B♭** fret 1	**C** fret 3	**D** fret 5	**E** fret 7	**F** fret 8	**G** fret 10

Slide a shape up two frets to go up a tone: F becomes G, B♭ becomes C. Minor shapes move the same way.

CHORDS & HARMONY

Sus Chords

Suspended chords swap the 3rd for the 2nd (sus2) or the 4th (sus4): open and unresolved, neither major nor minor.

Dsus2

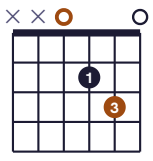

Dsus4

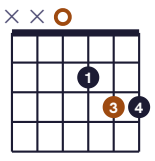

Asus2

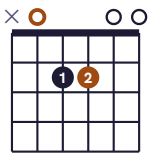

Asus4

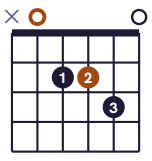

Esus4

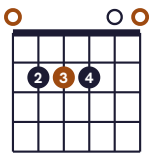

Gsus4

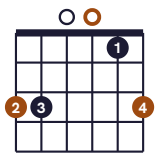

Numbers are fingers (1 = index). ○ play the open string, × don't play it. The coloured dot is the root.
Play D, then Dsus4, then D again: the 4th wants to fall back to the 3rd.

CHORDS & HARMONY

Major 7th and 6th Chords

Two soft, jazzy colours for a major chord: add the 7th (maj7) or the 6th (6).

Major 7th

Cmaj7

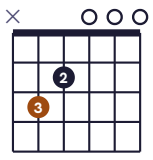

Dmaj7

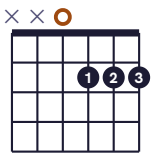

Emaj7

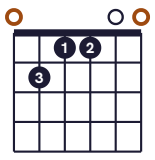

Fmaj7

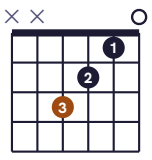

Gmaj7

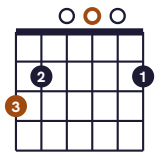

Amaj7

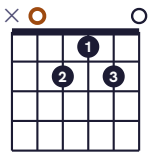

6th

C6

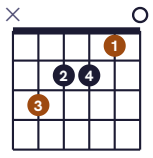

D6

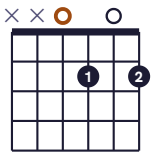

E6

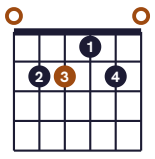

G6

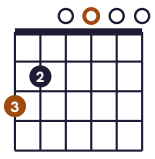

A6

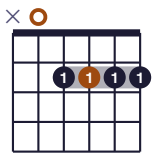

Numbers are fingers (1 = index). ○ play the open string, × don't play it. The coloured dot is the root.
Try Cmaj7 in place of C, or G6 in place of G: same job, gentler sound.

CHORDS & HARMONY

Minor 7th Chords

A minor chord plus the flat 7th: smoother and more relaxed than plain minor. The sound of soul, pop ballads and jazz.

Open

Am7

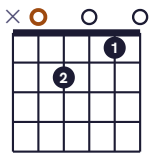

Dm7

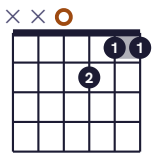

Em7

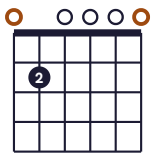

Barre

Fm7

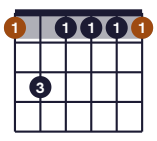

Bm7

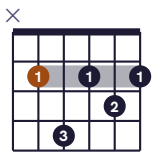

Cm7

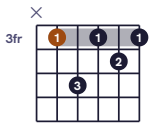

Numbers are fingers (1 = index). ○ play the open string, × don't play it. The coloured dot is the root.
The barre shapes move like the barre chords: Fm7 up two frets is Gm7.

CHORDS & HARMONY

Add9 and Slash Chords

Add9 keeps the 3rd and adds the 9th, for a bright, open sound. A slash chord puts a different note in the bass: G/B is G with B lowest.

Add9

Cadd9

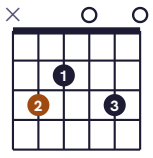

Gadd9

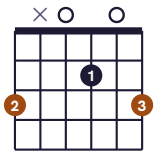

Eadd9

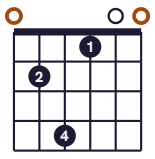

Slash chords

G/B

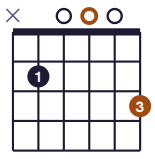

D/F#

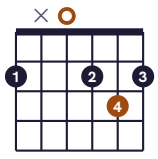

C/G

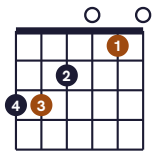

Numbers are fingers (1 = index). ○ play the open string, × don't play it. The coloured dot is the root.
Slash chords make smooth bass lines: try G, G/B, C, then C/G, D/F♯, G.

trebly

Read it. Write it. Hear it.

Free note-reading games and lessons at **trebly.fun**

Make your own poster
trebly.fun/posters