Guitar Chord Chart.

The open chords every guitarist learns, the 7th chords, and how to read a chord box.

Free printable · 11 × 17 in

CHORDS & HARMONY

Open Chords

The first chords most guitarists learn. Strings run top to bottom, low E on the left; the thick line at the top is the nut.

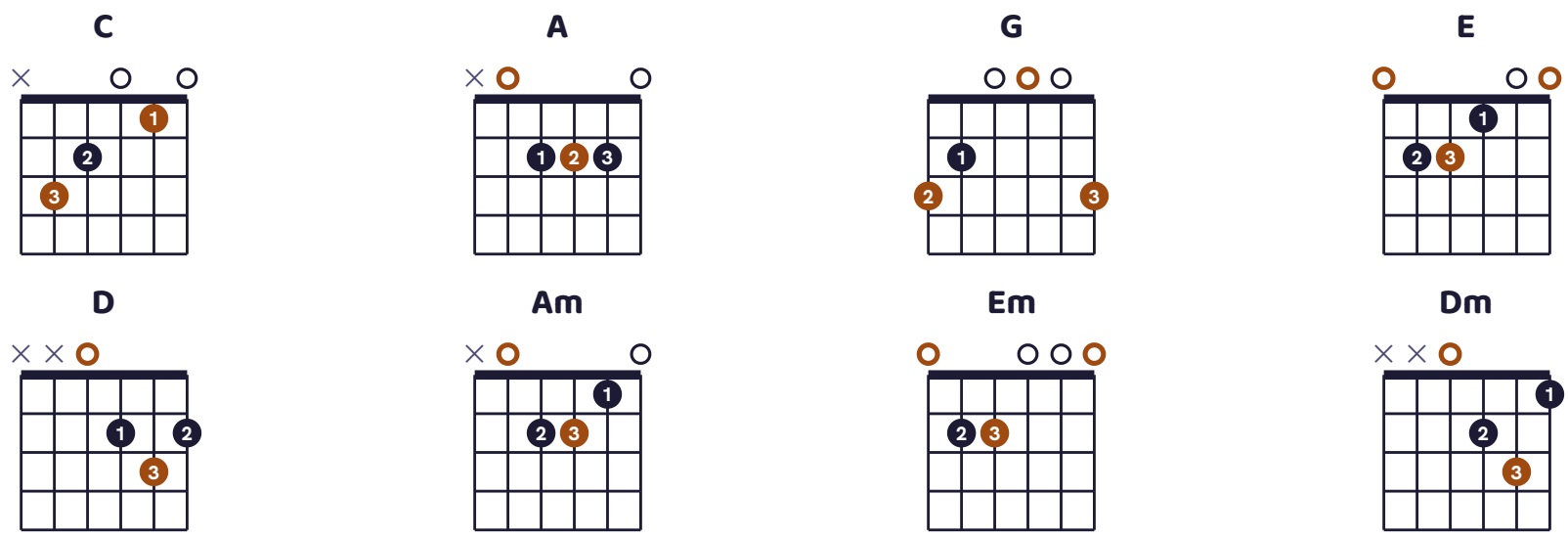

Numbers are fingers (1 = index). ○ play the open string, × don't play it. The colored dot is the root.

FOUNDATIONS

How to Read a Chord Box

A chord box is a picture of the guitar neck, standing up, as you look at it.

Lines	Up and down: the six strings, low E on the left. Across: the frets.
Thick top line	The nut: the box starts at the first fret.
3fr	No nut: the box starts at the fret shown, here the 3rd.
1 2 3 4	Which finger: 1 index, 2 middle, 3 ring, 4 little.
○	Play the string open, with no finger on it.
×	Don't play this string.
Colored dot	The root: the note that names the chord.

CHORDS & HARMONY

Open Seventh Chords

Dominant 7th chords: a major chord plus the flat 7th. They pull towards the chord a 5th below, as in blues and folk.

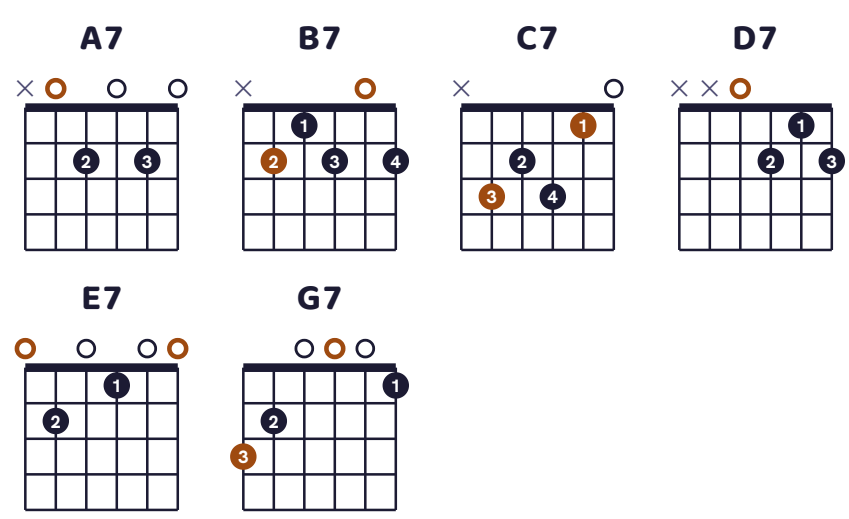

Numbers are fingers (1 = index). ○ play the open string, × don't play it. The colored dot is the root.

CHORDS & HARMONY

Power Chords

Two notes, the root and the 5th, written with a 5 (G5). Neither major nor minor, so they fit almost anything, especially with distortion.



Root on the low E string

Root on the A string

Colored dot: the root (it names the chord). The same shape works on any fret.

More: **A5** fret 5, low E string · **E5** fret 7, A string · **D5** fret 5, A string

"Music is the universal language of mankind."

Henry Wadsworth Longfellow, Outre-Mer, 1835

trebly

Read it. Write it. Hear it.

Free note-reading games and lessons at **trebly.fun**

Make your own poster
trebly.fun/posters