Piano Chord Chart.

All 12 major and minor chords on the keys, how to build any chord, inversions and 7th chords.

Free printable · A1

CHORDS & HARMONY

Major Chords

All 12 major chords in root position. From the root, count 4 semitones up to the middle note, then 3 more to the top note.

C
C E G

D♭ or C♯
D♭ F A♭

D
D F♯ A

E♭
E♭ G B♭

E
E G♯ B

F
F A C

F♯ or G♭
F♯ A♯ C♯

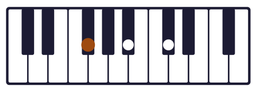

G
G B D

A♭
A♭ C E♭

A
A C♯ E

B♭
B♭ D F

B
B D♯ F♯

Coloured dot: the root, the note the chord is named after.

Right hand: fingers 1, 3 and 5. Left hand: 5, 3 and 1.

CHORDS & HARMONY

Minor Chords

All 12 minor chords in root position. From the root, count 3 semitones up to the middle note, then 4 more to the top note.

Cm
C E♭ G

C♯m
C♯ E G♯

Dm
D F A

E♭m or D♯m
E♭ G♭ B♭

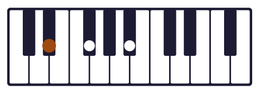

Em
E G B

Fm
F A♭ C

F♯m
F♯ A C♯

Gm
G B♭ D

G♯m or A♭m
G♯ B D♯

Am
A C E

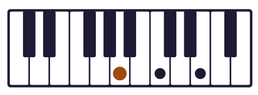

B♭m
B♭ D♭ F

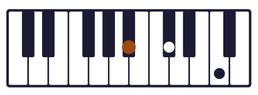

Bm
B D F♯

Coloured dot: the root, the note the chord is named after.

To turn any major chord minor, lower its middle note by a semitone.

CHORDS & HARMONY

How to Build Any Chord

Start on any key and count semitones up, black keys included. The two gaps decide the chord.

Major C
4 + 3 C E G

Minor Cm
3 + 4 C E♭ G

Diminished C°
3 + 3 C E♭ G♭

Augmented C+
4 + 4 C E G♯

Numbers are semitones between neighbouring notes. Shown on C.

CHORDS & HARMONY

Chord Inversions

The same three notes with a different one at the bottom. Inversions keep your hand close to home when the chords change.

C
Root position · C E G

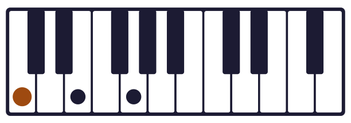

C/E
1st inversion · E G C

C/G
2nd inversion · G C E

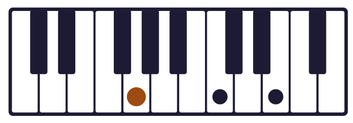

Coloured dot: the root, the note the chord is named after.

CHORDS & HARMONY

Seventh Chords

A triad with one more note on top, a 3rd above the 5th. Shown on C.

Cmaj7
Major 7th · C E G B

C7
Dominant 7th · C E G B♭

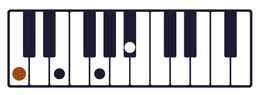

Cm7
Minor 7th · C E♭ G B♭

Cm7♭5
Half-diminished · C E♭ G♭ B♭

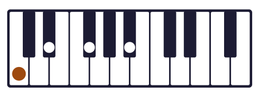

Coloured dot: the root, the note the chord is named after.

CHORDS & HARMONY

Chords on the Keys

The six main chords of C major, all on white keys. A root-position chord skips one white key between each note.

C I · C E G

Dm ii · D F A

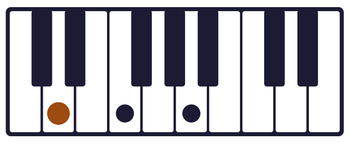

Em iii · E G B

F IV · F A C

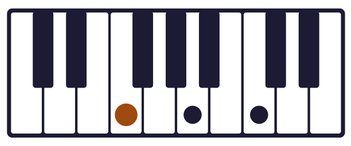

G V · G B D

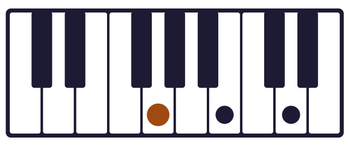

Am vi · A C E

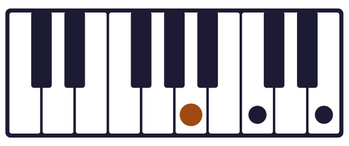

Coloured dot: the root, the note the chord is named after.

EXPRESSION & TEMPO

The Pedals

Most pianos have two or three pedals, pressed with the feet.

Right	**Sustain (damper) pedal** Lets the notes ring on after you lift your fingers. The one you'll use most.
Middle	**Sostenuto pedal** Holds only the notes already down when you press it. On many upright pianos it's a practice mute instead.
Left	**Soft pedal (una corda)** Makes the sound softer and gentler.

Under the music, Ped. means press the sustain pedal and ✱ means lift it. Some music uses a line instead: down at the start, up at the end.

"Music is the universal language of mankind."

Henry Wadsworth Longfellow, Outre-Mer, 1835

trebly

Read it. Write it. Hear it.

Free note-reading games and lessons at **trebly.fun**

Make your own poster
trebly.fun/posters