Piano Minor Scales Chart.

All 12 minor scales with fingering for both hands, the natural, harmonic and melodic forms, and the key signatures.

Free printable · 18 × 24 in

SCALES & KEYS

Minor Scales: Sharp Keys

Harmonic minor, one octave going up; coming down, play the same fingers in reverse. In order of key signature: A minor has no sharps, G♯ minor has five.

A minor A B C D E F G♯

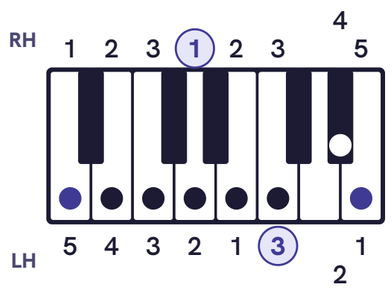

Natural A B C D E F G
Melodic A B C D E F♯ G♯ (going up)
Relative major: **C**

E minor E F♯ G A B C D♯

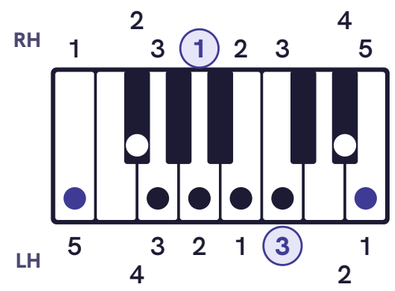

Natural E F♯ G A B C D
Melodic E F♯ G A B C♯ D♯ (going up)
Relative major: **G**

B minor B C♯ D E F♯ G A♯

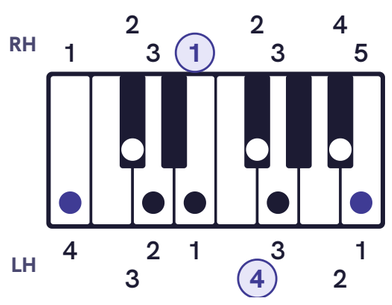

Natural B C♯ D E F♯ G A
Melodic B C♯ D E F♯ G♯ A♯ (going up)
Relative major: **D**

F♯ minor F♯ G♯ A B C♯ D E♯

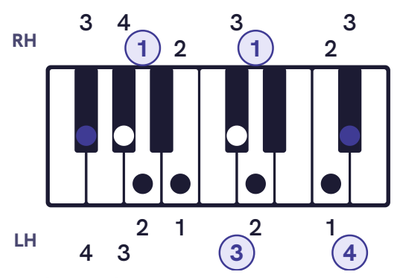

Natural F♯ G♯ A B C♯ D E
Melodic F♯ G♯ A B C♯ D♯ E♯ (going up)
Relative major: **A**

C♯ minor C♯ D♯ E F♯ G♯ A B♯

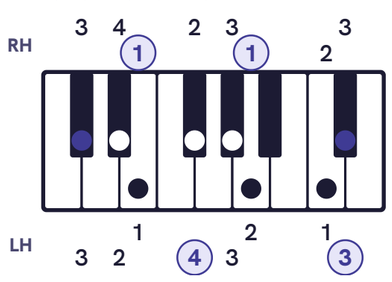

Natural C♯ D♯ E F♯ G♯ A B
Melodic C♯ D♯ E F♯ G♯ A♯ B♯ (going up)
Relative major: **E**

G♯ minor G♯ A♯ B C♯ D♯ E F𝄪

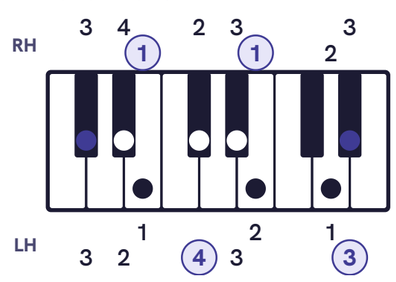

Natural G♯ A♯ B C♯ D♯ E F♯
Melodic G♯ A♯ B C♯ D♯ E♯ F𝄪 (going up)
Relative major: **B**

Dots: the scale's keys, the colored dot the keynote. Finger numbers: right hand (RH) above the keys, left hand (LH) below; colored numbers are where the hand moves.

A and E minor use the C major fingering, B minor changes the left hand, and F♯, C♯ and G♯ minor start on the 3rd finger in the right hand.

SCALES & KEYS

Minor Scales: Flat Keys

D minor has one flat, E♭ minor six. The thumb stays on white keys, so B♭ and E♭ minor start on another finger.

D minor D E F G A B♭ C♯

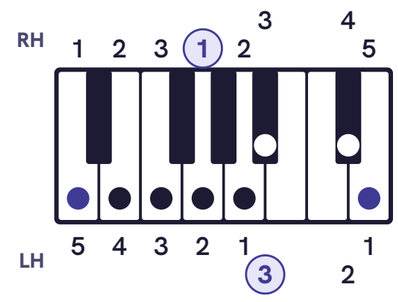

Natural D E F G A B♭ C
Melodic D E F G A B C♯ (going up)
Relative major: **F**

G minor G A B♭ C D E♭ F♯

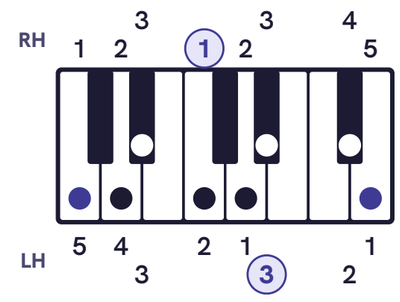

Natural G A B♭ C D E♭ F
Melodic G A B♭ C D E F♯ (going up)
Relative major: **B♭**

C minor C D E♭ F G A♭ B

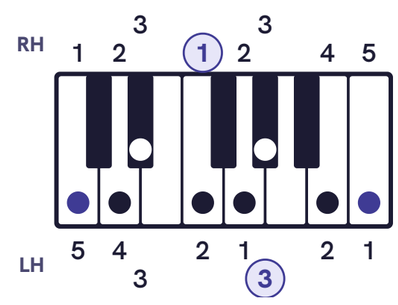

Natural C D E♭ F G A♭ B♭
Melodic C D E♭ F G A B (going up)
Relative major: **E♭**

F minor F G A♭ B♭ C D♭ E

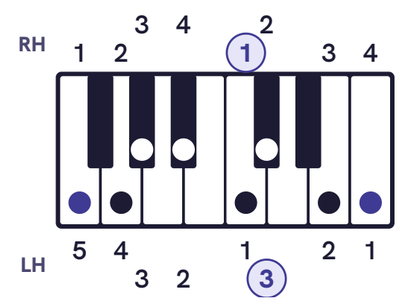

Natural F G A♭ B♭ C D♭ E♭
Melodic F G A♭ B♭ C D E (going up)
Relative major: **A♭**

B♭ minor B♭ C D♭ E♭ F G♭ A

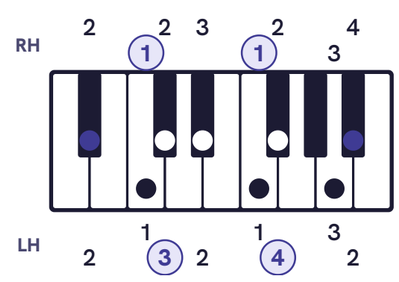

Natural B♭ C D♭ E♭ F G♭ A♭
Melodic B♭ C D♭ E♭ F G A (going up)
Relative major: **D♭**

E♭ minor E♭ F G♭ A♭ B♭ C♭ D

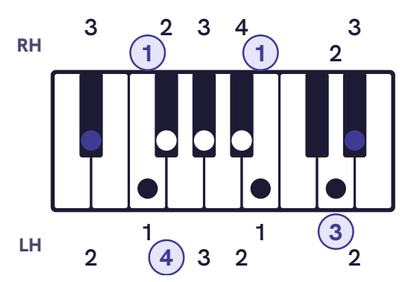

Natural E♭ F G♭ A♭ B♭ C♭ D♭
Melodic E♭ F G♭ A♭ B♭ C D (going up)
Relative major: **G♭**

Dots: the scale's keys, the colored dot the keynote. Finger numbers: right hand (RH) above the keys, left hand (LH) below; colored numbers are where the hand moves.

D, G and C minor use the C major fingering and F minor uses the F major fingering. Fingering is for the harmonic minor; the natural and melodic notes are under each keyboard.

SCALES & KEYS

Three Kinds of Minor

Every minor key has three forms. Shown on A minor; the colored keys are the notes that change.

Natural minor
A B C D E F G
The notes of the key signature, nothing added.

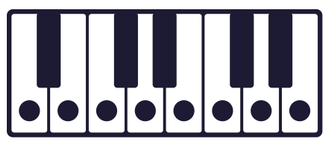

Harmonic minor
A B C D E F G♯
Raises the 7th a half step, for a strong pull back home.

Melodic minor
A B C D E F♯ G♯
Raises the 6th and 7th going up, and comes down as the natural minor.

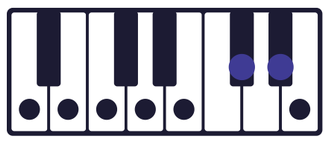

Colored keys: the notes raised a half step from the natural minor.

SCALES & KEYS

Key Signatures

Order of sharps

F♯ C♯ G♯ D♯ A♯ E♯ B♯
Father **C**harles **G**oes **D**own **A**nd **E**nds **B**attle

Order of flats

B♭ E♭ A♭ D♭ G♭ C♭ F♭
Battle **E**nds **A**nd **D**own **G**oes **C**harles' **F**ather

Name the key

Sharp keys: the key is a half step above the last sharp.
Flat keys: the key is the second-to-last flat. (F major has one flat, B♭.)

Sharp keys

C	Am	0	—
G	Em	1	F♯
D	Bm	2	F♯ C♯
A	F♯m	3	F♯ C♯ G♯
E	C♯m	4	F♯ C♯ G♯ D♯
B	G♯m	5	F♯ C♯ G♯ D♯ A♯
F♯	D♯m	6	F♯ C♯ G♯ D♯ A♯ E♯
C♯	A♯m	7	F♯ C♯ G♯ D♯ A♯ E♯ B♯

Flat keys

F	Dm	1	B♭
B♭	Gm	2	B♭ E♭
E♭	Cm	3	B♭ E♭ A♭
A♭	Fm	4	B♭ E♭ A♭ D♭
D♭	B♭m	5	B♭ E♭ A♭ D♭ G♭
G♭	E♭m	6	B♭ E♭ A♭ D♭ G♭ C♭
C♭	A♭m	7	B♭ E♭ A♭ D♭ G♭ C♭ F♭

"Music is the universal language of mankind."

Henry Wadsworth Longfellow, Outre-Mer, 1835

trebly

Read it. Write it. Hear it.
Free note-reading games and lessons at **trebly.fun**

Make your own poster
trebly.fun/posters