Piano Scales Chart.

All 12 major scales with fingering for both hands, the fingering rules, how a major scale is built and the key signatures.

Free printable · A2

SCALES & KEYS

Major Scales: Sharp Keys

One octave going up; coming down, play the same fingers in reverse. In order of key signature: C has no sharps, F♯ has six.

C major C D E F G A B

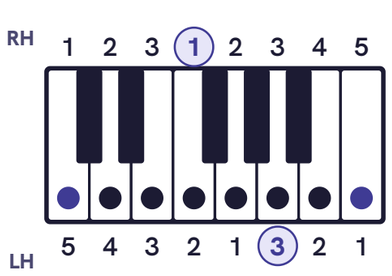

G major G A B C D E F♯

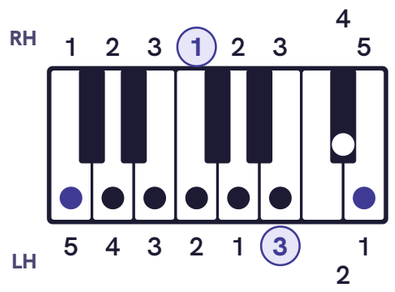

D major D E F♯ G A B C♯

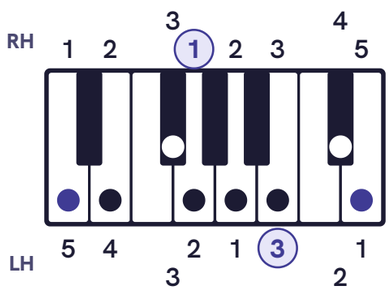

A major A B C♯ D E F♯ G♯

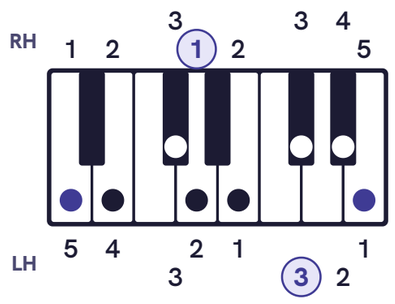

E major E F♯ G♯ A B C♯ D♯

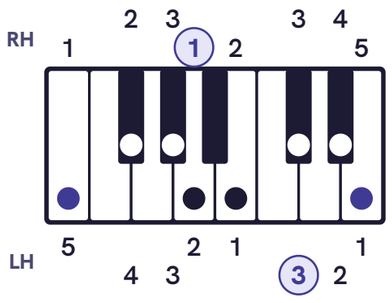

B major B C♯ D♯ E F♯ G♯ A♯

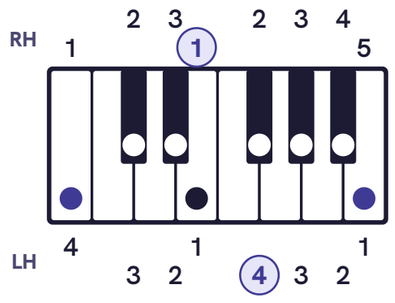

F♯ major F♯ G♯ A♯ B C♯ D♯ E♯

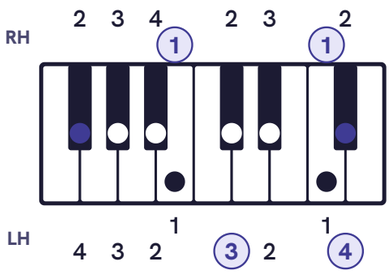

Dots: the scale's keys, the colored dot the keynote. Finger numbers: right hand (RH) above the keys, left hand (LH) below; colored numbers are where the hand moves.

C, G, D, A and E share one fingering; B changes the left hand, and F♯ both hands.

SCALES & KEYS

Major Scales: Flat Keys

F has one flat, D♭ five. The thumb stays on white keys, so most of these scales start on another finger.

F major F G A B♭ C D E

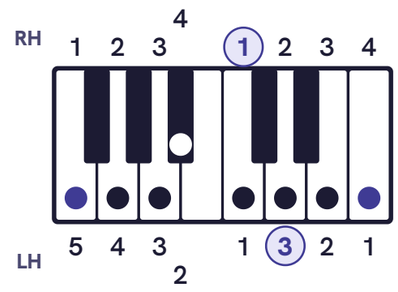

B♭ major B♭ C D E♭ F G A

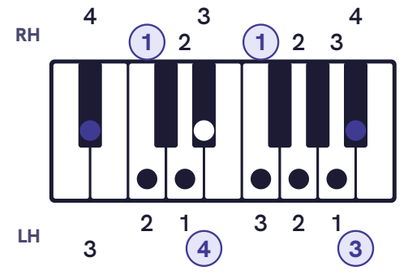

E♭ major E♭ F G A♭ B♭ C D

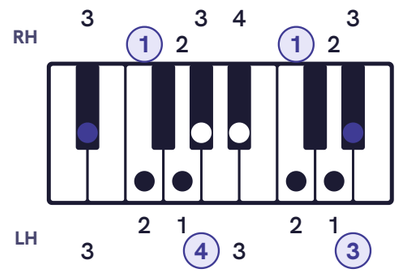

A♭ major A♭ B♭ C D♭ E♭ F G

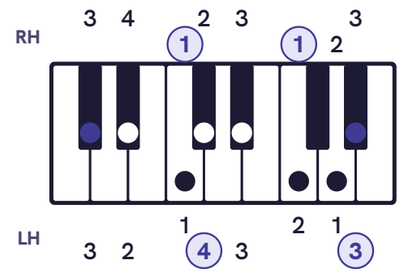

D♭ major D♭ E♭ F G♭ A♭ B♭ C

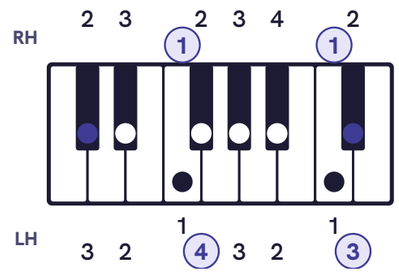

Dots: the scale's keys, the colored dot the keynote. Finger numbers: right hand (RH) above the keys, left hand (LH) below; colored numbers are where the hand moves.

Every flat key but F uses the same left hand: 3 2 1 4 3 2 1 3.

SCALES & KEYS

Scale Fingering Rules

Every fingering on this chart follows a few rules, so you can work out any scale.

- Fingers 1 to 5: thumb to little finger, on both hands.
- Fingers play in groups of three (1 2 3) and four (1 2 3 4), joined by the thumb tucking under or a finger crossing over it.
- The thumb plays white keys only, never a black key.
- C, G, D, A and E share one fingering in each hand: right 1 2 3 1 2 3 4 5, left 5 4 3 2 1 3 2 1.
- Practice hands separately, slowly, then together; for two octaves, repeat the pattern without the last finger.

SCALES & KEYS

Major Scale



W = whole step (2 semitones), H = half step (1 semitone)

1	2	3	4	5	6	7
Tonic	Supertonic	Mediant	Subdominant	Dominant	Submediant	Leading tone

Every major key uses the notes of its major scale. C major uses only white keys, so it has no sharps or flats.

SCALES & KEYS

Key Signatures

Order of sharps

F♯ C♯ G♯ D♯ A♯ E♯ B♯

Father Charles Goes Down And Ends Battle

Order of flats

B♭ E♭ A♭ D♭ G♭ C♭ F♭

Battle Ends And Down Goes Charles' Father

Name the key

Sharp keys: the key is a half step above the last sharp.
Flat keys: the key is the second-to-last flat. (F major has one flat, B♭.)

Sharp keys

C	Am	0	—
G	Em	1	F♯
D	Bm	2	F♯ C♯
A	F♯m	3	F♯ C♯ G♯
E	C♯m	4	F♯ C♯ G♯ D♯
B	G♯m	5	F♯ C♯ G♯ D♯ A♯
F♯	D♯m	6	F♯ C♯ G♯ D♯ A♯ E♯
C♯	A♯m	7	F♯ C♯ G♯ D♯ A♯ E♯ B♯

Flat keys

F	Dm	1	B♭
B♭	Gm	2	B♭ E♭
E♭	Cm	3	B♭ E♭ A♭
A♭	Fm	4	B♭ E♭ A♭ D♭
D♭	B♭m	5	B♭ E♭ A♭ D♭ G♭
G♭	E♭m	6	B♭ E♭ A♭ D♭ G♭ C♭
C♭	A♭m	7	B♭ E♭ A♭ D♭ G♭ C♭ F♭

"Music is the universal language of mankind."

Henry Wadsworth Longfellow, Outre-Mer, 1835

trebly

Read it. Write it. Hear it.

Free note-reading games and lessons at **trebly.fun**

Make your own poster
trebly.fun/posters