Ukulele Chord Chart.

All 12 major, minor and 7th chords on ukulele, and how to read a ukulele chord chart.

Free printable · A1

CHORDS & HARMONY

Major Chords

All 12 major chords on ukulele in standard tuning (G C E A), in the shapes most players use.

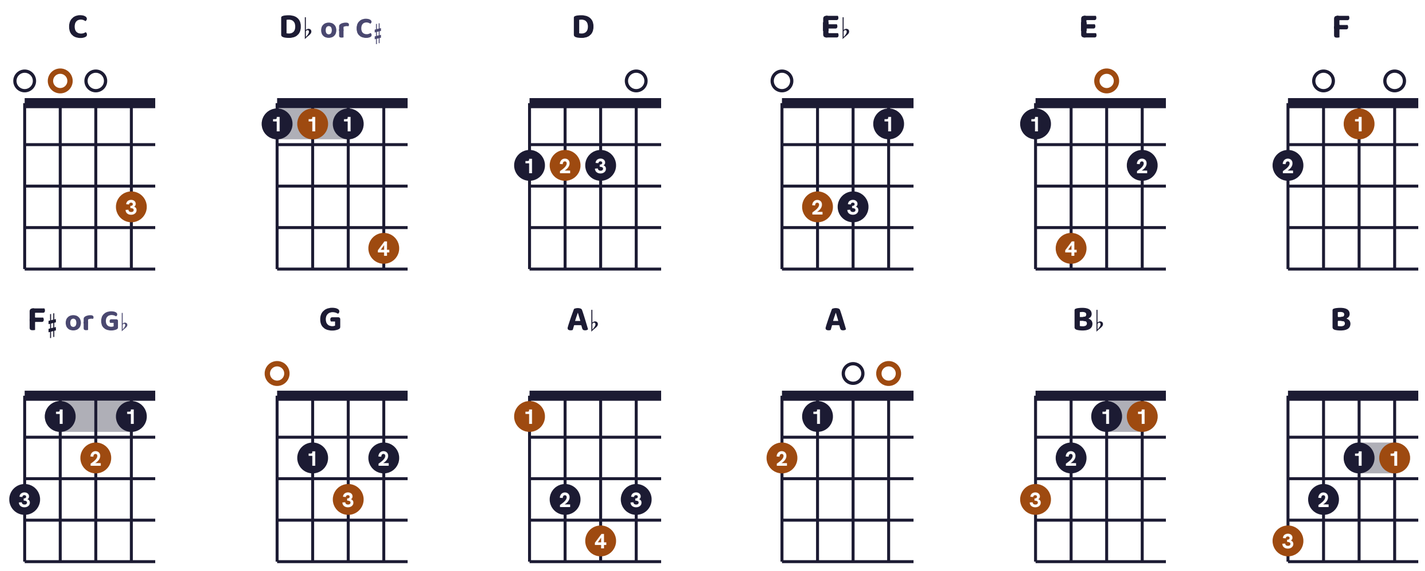

Strings left to right: G C E A. Numbers are fingers (1 = index). ○ play the open string. The coloured dot is the root.

Start with C, F and G, then add Am from the minor chords: those four play hundreds of songs.

CHORDS & HARMONY

Minor Chords

All 12 minor chords. Am is the easiest chord on the ukulele: one finger.

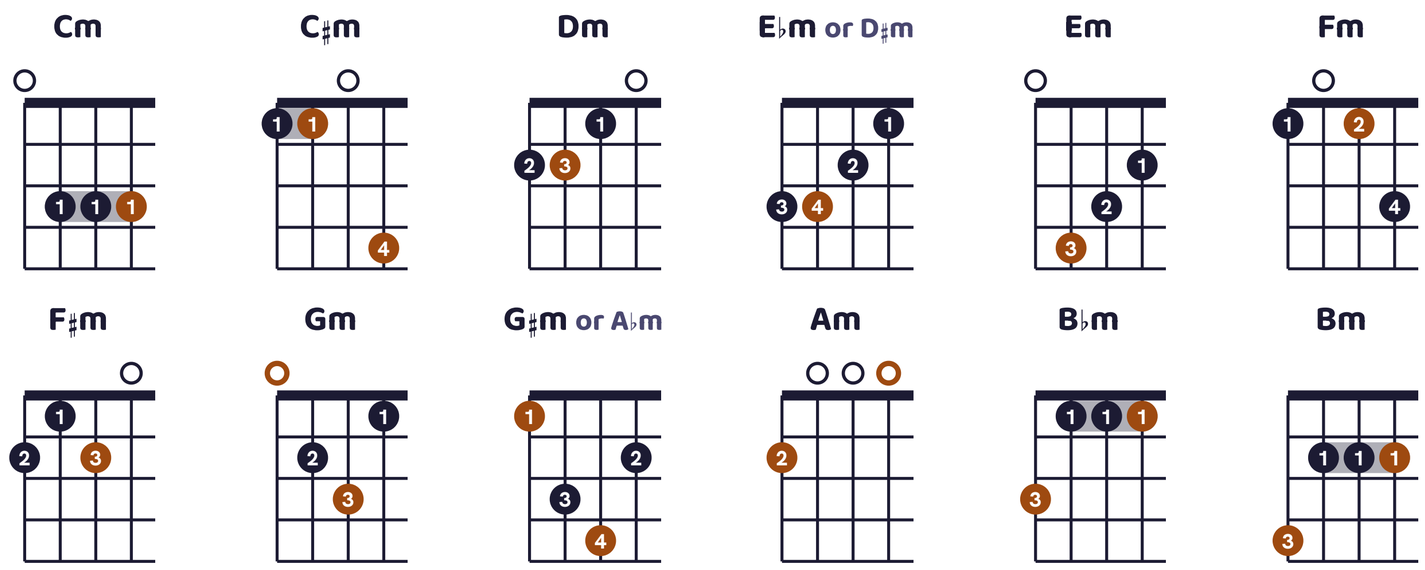

Strings left to right: G C E A. Numbers are fingers (1 = index). ○ play the open string. The coloured dot is the root.

Minor chords sound darker than major ones. Try C, G, Am, F, the four chords behind many pop songs.

CHORDS & HARMONY

Seventh Chords

Dominant 7th chords: a major chord plus the flat 7th. They pull towards the chord a 5th below, as G7 pulls to C.

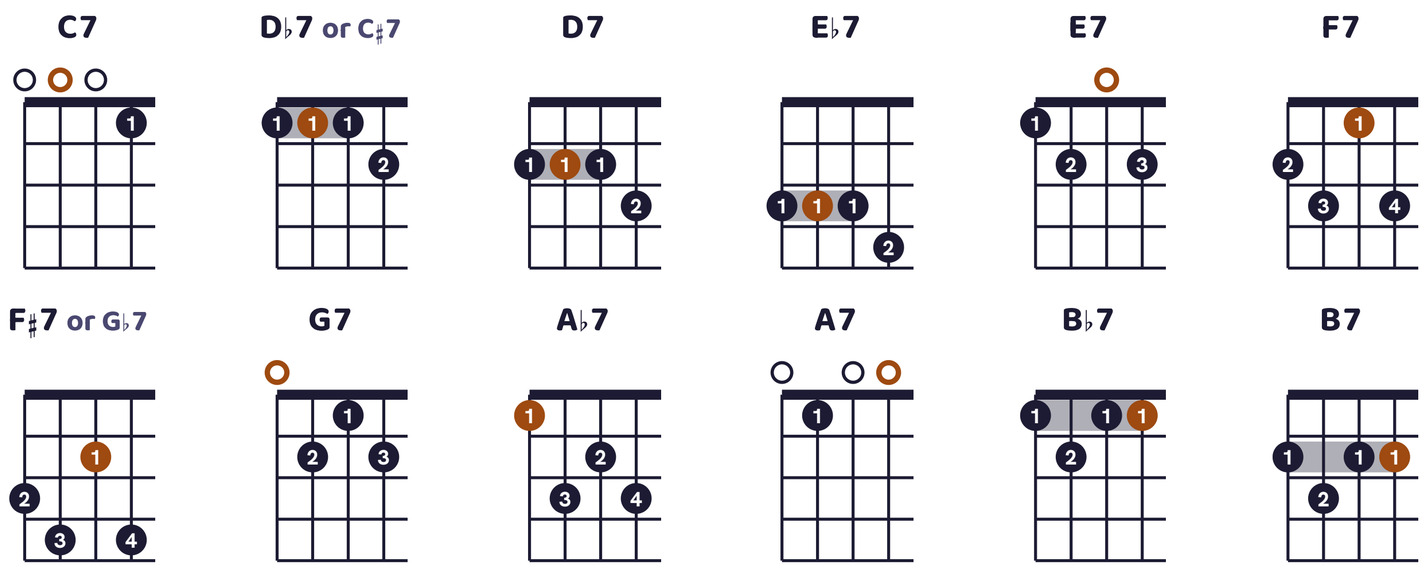

Strings left to right: G C E A. Numbers are fingers (1 = index). ○ play the open string. The coloured dot is the root.

FOUNDATIONS

How to Read a Ukulele Chord Chart

A chord box is the neck seen from the front, standing up: the strings run top to bottom and the thick line at the top is the nut.

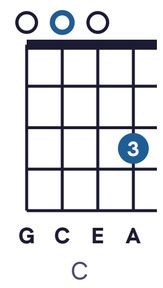

- Strings, left to right: G, C, E, A. Remember them with "My Dog Has Fleas".
- The G string is tuned higher than the C string, so the lowest note is often on the second string.
- Each dot is a finger on a fret: 1 index, 2 middle, 3 ring, 4 little finger.
- ○ above a string: play it open. Strum all four strings for every chord on this chart.

C: one finger, ring finger on the 3rd fret of the A string.

CHORDS & HARMONY

Your First Four Chords

Four chords, hundreds of songs. Play each for four strums, in this order, and repeat.

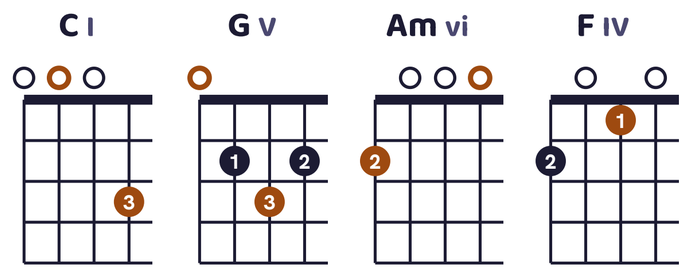

Shapes as in the chord chart. The coloured dot is the root.

Changing from C to Am, or Am to F, keeps a finger close to where it was: move one finger at a time until the change is smooth.

FOUNDATIONS

Tuning Your Ukulele

Standard tuning, G C E A, on the piano: C is middle C, and the other three strings are just above it, G included.

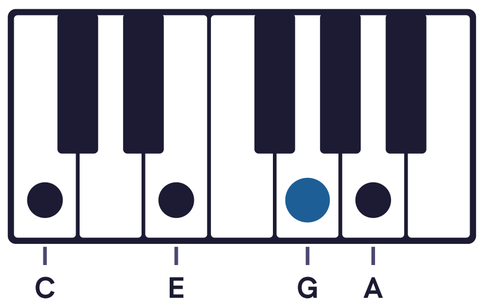

String numbers run from 4 (G) to 1 (A). String 1 is nearest the floor as you hold the ukulele.

The G string is tuned to the G above middle C, higher than the C string. This is high-G or re-entrant tuning, the usual one. Some players fit a low-G string instead, an octave lower; every chord shape stays the same.

"Music is the universal language of mankind."

Henry Wadsworth Longfellow, Outre-Mer, 1835

trebly

Read it. Write it. Hear it.

Free note-reading games and lessons at **trebly.fun**

Make your own poster
trebly.fun/posters